

**Southwest
Ninety-Niners
Newsletter**
contributed by
- Tom Wills -
SW99ers User Group President of Record
compliments of



**TI99ers
On-Line
User Group**

www.ti99ers.org

SOUTHWEST NINETY-NINERS

SEPTEMBER 1988

P.O. Box 17831 Tucson, AZ 85730

Officers


BJ Mathis - President
Ed Hallett - Vice President
Ed McDullough - Secretary
Al Armstrong - Treasurer

Newsletter

BJ & Jack Mathis - Editors

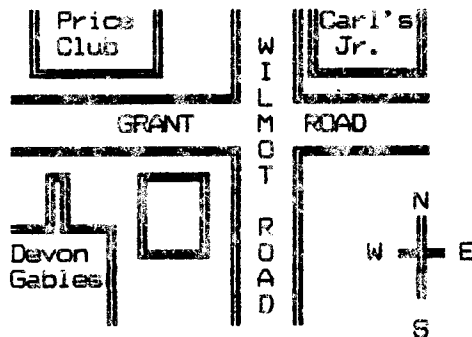
Library

BJ & Jack Mathis - Co-Chairmen
Joe Lenox - Fairware Librarian
Ida McCargar - Lending Librarian



ATTENTION MEMBERS!!

Next meeting, THURSDAY, SEPTEMBER 1st at Devon Gables Health Care Center in the Executive Dining Room at 6150 E Grant across from the Prico Club at 7pm. Look for the BLUE AWNING!!!



UPCOMING EVENTS

The September meeting brings us an overview of LOGO by Eric Stallard and a Fix-It program from Al Armstrong.

In October Jack Mathis will present a demonstration on Printer "Magic" and Dave Wolfson is scheduled to talk to us on Programming Philosophy.

With the program on Basic and ExBasic Tricks by Jack Mathis in November we will have exhausted the ideas from the Future's Workshop in January of this year, so Ed Hallett will be conducting another Future's Workshop at the November meeting. So be ready with your ideas for next year.

If any of the above programs have to be postponed we will pick them up in December and January along with the Christmas party in December and election of officers in January.

Geneve Users Workshop

Second Tuesday of each month at 7:00pm (September 13th).
Ed Hallett's home 5600 S Country Club #64 - 889-5525.

General Users Workshop

Third Tuesday of each month at 7:30pm (September 20th).
Includes: Basic, ExBasic, Writer, Multiplan, Databases, hardware problems, etc. Mathis home 5941 E 28th - 747-5046.

Advanced Languages Workshop

Fourth Tuesday of each month at 7:30pm (September 27th).
Includes: FORTH, A/L, etc. Rod Stallard's Home - 7575 E Logan - 745-6071

PRESIDENT'S CORNER

With fall approaching, and the hope for cooler temperatures, we also hope the attendance at our meetings will once again increase. So far the attendance at our new meeting place has not been as high as it was at the Firemen's Training Center. However, I think we have a much more centralized meeting place now and it is certainly more elegant. Remember the meetings have been moved to the first Thursday of the month, and now start at 7pm.

August's Minutes

Thursday August 4, 1988

1. The August 4 meeting of the SW99ers UG was called to order by Vice President Ed Hallett at 7:08PM at the new meeting place at Devon Gables.
2. Vice President Ed Hallett conducted the Question and Answer period.

Q. Why doesn't the Geneve work the Ramdisk?
A. The Geneve uses a different DSR Code.

Q. Why doesn't the Telco Autodialer save the information?
A. Another Telco user was put in touch with the questioner.
3. John Wilforth's articles on RAMDISKS are all in a folder, available in the club library for checkout.
4. The Library has acquired the four new books mentioned in the August Newsletter, and they are available for checkout.
5. Bill Knecht, of Pasadena, TX, died July 19 at the age of 41, after a long illness. Bill was a Square Dance caller and a computer programmer. He was a member of the Houston Users Group. He specialized in computer music, and some of his programs of songs are in our club library.
6. A Video of the Las Vegas TI-Faire is available in the club library.
7. Kevin Keller, of Fox Cities Group has a Bowling League Secretary Program, written for a 12-team league, with up to ten members per team.
8. Ed Hallett explained what a Geneve computer consists of and how it enhances the TI-99/4A.
9. Ed McCullough discussed the up-coming TI-Faire in San Diego, to be held February 18 & 19.

I want to thank all those who have kept the ball rolling for the group during my surgery, recuperation, and our vacation. We have enjoyed it, and are anxious to get back to work for the group. The General Users Workshops will resume starting this month on the 20th at 7:30pm. See you there!

BJ Mathis - 747-5046

10. The HARDWARE MANUAL FOR THE TI-99/4A, from the Bunyard Group, has been received and is now in the club library.
11. Ten copies of THE WRITERS manual have been received and are available for purchase by club members. (They went like hotcakes, so we decided to submit another order.)
12. A motion was adopted that we order, from MYARC, the Technical Manuals for the various chips used in the Geneve.
13. The Amarillo Users Group is trying to form a strong Geneve support group. They have provided an address to which one can write for further information.
14. Al Armstrong the second in the series of the Disk Drive Demonstrations. He discussed the physical, functional and use aspects of the Disk Drive Controller; the Disk Drive mechanics and the functions of the DSR and DSR Link.

Ed McCullough, Secretary

SEPTEMBER - Disk Of the Month

```
=====
NAME=DOM:9/88  FILES=15  USED=357  AVAIL=1  DATE=8/15/88
=====
FILENAME  SIZE  TYPE  LANG  DESCRIPTION
-----
*README  6  D/V80  TEXT  READ THIS FIRST
*PRINTME 25  D/V80  TEXT  FORMATTED DOCS FOR Q&D/COLUMNIZER
*README  19  D/V80  TEXT  DOCS FOR COLUMNIZER
ARTIL/DOCS  3  D/V80  TEXT  INSTRUCTIONS FOR PLAYING ARTILLERIE
ARTILLERIE 43  *****  EXB_  GAME
DOMINO    43  *****  EXB_  FAST ARCADE TYPE GAME
GRAPES    26  *****  EXB_  GAME OF LOGIC. USE JOYSTICKS
JUSTSAY   8  D/F128  PICTURE TO VIEW OR PRINT WITH MAX-RLE
LOAD      14  *****  EXB_  MENU PROGRAM FROM JIM PETERSON
MAX-RLE   35  D/F80  EAS_  EDITOR ASSEMBLER NEEDED. READ THE DOCS
MAXDOC    33  D/V80  TEXT  HOW TO LOAD AND USE MAX-RLE
Q&D/COLUMN 15  *****  EXB_  PRINTS IN 2 COLUMNS
RISINGSUN2 59  I/V254  EXB_  MUSIC AND GRAPHICS
SNOOPY9    18  D/V80  TEXT  PRINTS A POSTER--HAPPINESS IS...
TELLSTORY 10  *****  EXB_  MUSICAL ARRANGEMENT BY BILL KNECHT
=====
```

Trigonometry - Computer Applications

by Bill Harms, Pomona Valley 99ers, CA - Mar '88

Why know "trig"? Well, among other reasons -- you can program the computer to do a true circle. There are some great programs for the TI-99/4A that only require a joystick to do it. Software like TI's LOGO-II allows EASY programming to do a circle, but you can't print it. It will even teach you some important things about trig.

But what if you have Triton's Super Extended Basic Module (sxb) with its Draw N'Plot or some other program that allows "bit map graphics"? Programs like TI-Artist don't usually allow creation of a true circle on some printouts(screen dumps) or allow an Oval on the screen.

Bit Map Graphics is just being able to put points at each of the 256 locations across screen, and 192 points down the screen. To do a circle some programs like Triton's sxb or Mechatronics' Extended Basic II plus allow you to create a circle just by entering the program statement "CALL LINK("CIRCLE",X,Y,R)", where X and Y are the Center Point coordinates and R is the Radius. Easy right! Problem is: you might not get a true circle, especially on the printout.

How to solve the problem, "challenge"? And what if you want an Oval of precise dimensions or Star or Fan or Hexagon? Geometrics on our computer (screen and printout) can be easy -- read on.

I searched high and low for programs, manuals, articles, books that allowed a programmer or user to create these neat shapes. Roger Merritt said it was easy, but he said the word "sine", then the word "cosine" and told me about a tricky little math routine with triangulation. Well that was too much. Soon after that I was given a book that had the solution, almost. Steve Davis Publishing's book "Programs for the TI Home Computer" of 1983 has 2 programs by the also famous John Clulow and Bernis Elsner. The 9 short lines of program code (840-920) on page 82 were the break-through needed. With a few program statement additions it almost worked while using the Triton sxb module.

Here again, sine, cosine and pi were used, but what did they do? So I bought a little paperback called "TRIGONOMETRY for the Practical Worker" by J.E. Thompson in 1982. Now, by the time I got to page 43, I had a decent understanding of basic trig, and even how points on the circumference of a circle are derived. Another source of knowledge was rediscovered in the Home computer magazine, issue 5.4 in 1985. A neat article and program call Trig-Trix by Roger Wood shed some light on the subject. The TI-Microsoft Multiplan program even allows you to get the sine, cosine of an angle and pi very easily. The TI manuals were no help at all.

Well, back to BASIC. It took some trial and error and an IBM'er friend's example. We just tried several ways of doing the basic math on the variables and got the PERFECT solution to do a circle and much more! Please buy Triton's Super Extended Basic or Mechatronics' Extended Basic II plus or some other similar bit-map using program, put it in the graphics mode and try the following routine.

This program uses Triton's sxb module and it's commands.

```
100 CALL INIT :: CALL DRAWNPLLOT :: CALL LINK("GCLEAR")
120 INPUT "X point for Center ":XX ! try 200
130 INPUT "Y point for Center ":YY ! try 100
140 INPUT " Radius ":R ! try 50
150 INPUT " Ovalizer ":O ! try 1.00
160 INPUT " Stepper (angle) ":S ! try 2.4
170 RADIANS=0 ! next we move to start point on circumference
180 CALL LINK("MOVE",XX+R*COS(RADIANS),Y+R*O*SIN(RADIANS)
)
190 FOR RADIANS=0 TO 2*PI STEP S ! this=full 360 degrees
200 X=XX+R*COS(RADIANS)
210 Y=YY-R*O*SIN(RADIANS)
220 CALL LINK("DRAW",X,Y,R)
230 NEXT RADIANS
240 CALL LINK("SHOW")
```

Now you have a nice little circle on the screen. For a true circle with the expanded screen dump, use an Ovalizer of 1.18. With a few changes you can do lots more.

But first, what are PI, RADIANS, SIN, COS? Who cares? It works. PI is a number (3.1416 approx. on the TI), which when multiplied by the radius * 2 = circumference. Did you know the 2 pies make a whole (circle)? It takes about 6.28 radians to make a circle, which is now = 360 degrees. A long time ago, no one used degrees, but the Babylonians calculated a full year at 360 days or units, which was a nice unit for a full circle (of the earth around the sun). Minutes and seconds (60ths) came later. In Latin the word is "gradus" for a degree. To convert degrees to radians just multiply by PI and divide by 180.

SIN and COS. What is SIN (sine)? The sine of an angle of a right triangle is simply: the ratio of the side opposite the angle length - to the hypotenuse length. It comes from the Latin word "sinus", or breast because it represents the portion of circle/arc that extends beyond a straight line drawn from 2 points on a circle's circumference. The COS (cosine) of a right triangle is the ratio of the adjacent side length to the hypotenuse. Since you know a right triangle has one 90 degree angle, and all the angles = 180 degrees, you can calculate all the other measures of the triangle.

For a circle we tell the computer the radius, which it uses as a hypotenuse and sequentially tell it the angle from 0 to 360 degrees (in terms of radians). The side lengths of the sequentially created triangles give us the units (vert./horiz.) for each point on the circumference of the circle to use for the X and Y plot. A more thorough discussion of the technique would be nice, but this article is already too long. Besides you need a pencil and paper or a computer graphics program to really "see" how it works.

Try changing the above program to do a star. Try it with the FOR/NEXT loop using a variable that is assigned different values.

PC-Transfer - Review

from Boston Computer Society, MA - Feb '88

Suppose you have created a file using TI-Writer and want to use that data on an IBM PC. Can you simply plug the TI disk into the PC and read it? Of course not. Why should manufacturers of computer systems bother to adopt a standard?

So what to do? You could connect the TI serial port (RS232) to the PC's asynchronous serial adapter (RS232) and use a terminal emulator on each machine to transfer the data. This works reasonably well, but means you need some kind of connection between the machines, even if it is a telephone line connected by modems.

Another alternative is to use the "Real TI-IBM Connection". This is advertised in the Tenex Fall 87 catalog (p28). However, it requires a CorComp disk controller and costs \$59.95.

Enter PC-Transfer. For \$25 you can use the program with the CorComp controller (both 99/4A and 9640) or the MYARC controller. PCT requires two disk drives. The drive being used for DOS must be DSD0. Unlike the Tenex product, PCT can handle DOS sub-directories. You cannot use PCT if you have a TI controller.

The PCT disk contains three programs - one each for the CorComp 99/4A, CorComp 9640, and MYARC controller. You must select the program that matches the hardware you are using. For example, if you have a MYARC controller, the program files have the format PCT-MY-n. You can load PC-Transfer through E/A5 or through Extended Basic.

After loading, you select one drive to be used for DOS and one for the TI. The DOS drive must be physical, but the TI drive can be a RAM drive. You can catalog either the DOS or TI drive. You can then use <FCTN E> and <FCTN X>

An even easier way to study trig on the computer and do a true circle, arc, oval, fan, hex, oct, star, etc. is to get a copy of CLASS from me. I wrote this program to exercise the Triton Super Extended Basic modules' new drawing commands. Just send \$10 to Bill Harms, 6257 Hayes Ct., Chino CA 91710 for the floppy.

-- EXPLORE -- in Harms' Way

Texas Instruments has discontinued their toll free line "800-TI-CARES", but still maintain direct lines for customer service.

806/747-1882 General Information 806/741-2265 Dealer Parts
806/741-2663 Technical Assistance 806/741-2268 Dealer Parts

to select a file on the cataloged drive. You can mark the file with a C for copying to the other drive. When done, E will execute the transfer. If you are familiar with the MYARC disk manager, or DM 1000, you will be right at home.

If you transferred a file from a DOS disk, you can now use Writer to look at the file on the TI disk. Similarly, you can take a DOS disk with a TI transferred file, put it in a PC and use your favorite editor to read it. At the very least you can use DOS's TYPE command to display the file.

This should be obvious, but I'll state it for the record. You can only transfer text (Ascii) files between the machines. Although you could transfer a TI Basic program to the PC, DOS will be pretty unforgiving if you ask it to load and execute the file. (Yes, I know. You can convert TI Basic programs to text files and merge them into IBM Basic. But the IBM Basic interpreter will look down its nose at our CALL CLEAR. It would prefer the cryptic CLS.)

To date I have found no problems with the transfer of files. PC-Transfer also allows you to format a DOS disk in your TI drive. I have had problems with this. PCT will report an error when I use a disk that will format in a PC. In addition, PCT causes my TI drive to emit unpleasant noises. The ironic part of this is that my TI drives are actually IBM drives mounted in an IBM chassis, but connected to my MYARC controller. As a result, I format my disks in the PC using DOS's FORMAT. This is fine, provided you have a PC close at hand.

I bought PCT at the Chicago Fair in November 1987. Since then an updated version has been released. The original version has no identification, while the more recent one identifies itself as Version 1.0 on the title screen. PC-Transfer is available from Genial Computerware, PO Box 183, Grafton, MA 01519.

 * CHILDREN'S CORNER *

By Margaret from Aloha 99ers, Honolulu, HI

BACKWARDS

For those of you who like to play around with letters, here is a little fun for all. It is quite humorous at times to see how the sound of a name or word is when it is spelled backwards. Try it out.

```
100 REM TAKE A NAME AND PRINT IT BACKWARDS
110 DEF BACK$(X)=SEG$(NAME$,X,1)
120 INPUT "NAME? ":NAME$
130 FOR I=LEN(NAME$)TO 1 STEP -1
140 BNAME$=BNAME$&BACK$(I)
150 NEXT I
160 PRINT NAME$:BNAME$
```

```
100 REM ***GRAVEYARD***
110 CALL CLEAR :: CALL SCREEN(2):: CALL CHAR(108,"003C7E7E7E7E7E7E"):: CALL HCHAR(24,3,108,7):: CALL HCHAR(4,15,108,5)
120 CALL COLOR(10,15,2):: RANDOMIZE :: R=INT(24*RND)+1 :: RANDOMIZE :: C=INT(31*RND)+1 :: FOR D=1 TO 100 :: NEXT D :: CALL SCREEN(16)
130 CALL SCREEN(2):: CALL CLEAR :: CALL HCHAR(24,3,108,7):: CALL HCHAR(24,15,108,5):: CALL CHAR(56,"003C5A7E5A66562A")
140 CALL HCHAR(R,C,56):: CALL COLOR(4,16,2):: GOTO 120
```

MATH MADE EASY

The following minigame is an excellent example of how to begin setting up a math quiz for children.

```
100 REM ** MATH MADE EASY **
110 CALL CLEAR
120 PRINT TAB(4);"THIS IS A SMALL MATH PROGRAM"
130 PRINT TAB(4);"IT CAN EASILY BE CHANGED TO"
140 PRINT TAB(4);"MULTIPLY, DIVIDE, ADD AND SUBTRACT"
150 PRINT TAB(4);"BY CHANGING THE MATH SYMBOLS"
160 PRINT :
170 PRINT TAB(4);"IN LINES 200 AND 210"
180 PRINT : : : :
190 FOR D=1 TO 3000 :: NEXT D :: CALL CLEAR
200 FOR A=1 TO 10 :: FOR B=1 TO 10 :: C=A*B
210 PRINT A;" X ";B;" = ";C :: NEXT B
220 FOR D=1 TO 1000 :: NEXT D :: CALL CLEAR :: NEXT A :: END
```

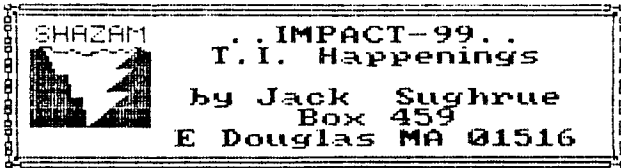
FREAKED OUT

Here is one for you TI'ers that are freaked out with space or just with weird sounds. Loads of fun. Good for space game programs. Press FCTN 4 to stop the program.

```
100 CALL INIT :: FOR J=1 TO 100 :: PRINT J :: FOR P=1000 TO 1 STEP -J :: CALL LOAD(-31456,P):: NEXT P :: NEXT J
```

GRAVEYARD

If you think FREAKED OUT is something, just watch the ghosts jump from one part of the graveyard to another in this minigame. This is an excellent exercise in developing random barriers for your game programs.



A NEW USER GROUP?

Every time I read in some newsletter or other that our TI World Community is dead, I think of Mark Twain's comment when he read about his supposed demise: "I think the reports about my death have been greatly exaggerated."

So it is with our passed-away TI. I know I use it for word processing about 35 hours a week and for games and examination of new programs and doing practical stuff with utilities - in that order - for another 15 or 20, so I feel that the "death" announcements of my 4A may be a bit premature.

Most of my TI friends would say the same, particularly as there are two new TI magazines in our marketplace to go along with the wonderful MICROpendium. And there are new pieces of software coming out - it seems - almost daily from all over the world. [I have on my desk exactly 34 disks in a shoebox marked "To Look At!" They are disks filled with Public Domain and Fairware materials of all sorts. I have another entitled "Stuff for School" which has 13 disks. And another of commercial disks I've bought during the past two months with 11 packages of disks unopened. In short, I have too much new stuff to even get to LOOKING at it, at this point in my life.] And there is new hardware coming out everywhere: P-Boxes from Canada and Australia, Gramulator that does all Gramcracker did and much more, harddisks, computers on a card, very advanced keyboards, and more, more, more.

Does this sound like a dead computer?

And newly-formed user groups are making an appearance here and there, while some long-established groups are joining forces to make megagroups (for reduced costs [housing, newsletters, etc.] and greater buying and sharing power, among other things).

Among the newly-formed groups is one that I think the TI World Community should be aware of: The Oakland Computer Club which meets at Atwood-Tapley School in Oakland, Maine. What makes this club unique is that it is made up of all kids from kindergarten through grade 6. The club recently earned statewide recognition for the innovative ways computers were used in the school.

Eunice Spooner, an indefatigable volunteer at the school, a member of the school committee, and a former elementary school teacher, received the award this spring from the Technology in Main Schools Committee for her work with these youngsters in the school environment, particularly [according to a newspaper account of the event] because the club has "earned praise because of its

success in reaching children ... and doing so much for their self esteem."

What makes this award unusual is that it is for efforts done on the TI/99-4A.

What makes this more unusual and a remarkable story in its own right is that fact that Eunice Spooner is a quadriplegic.

This unusual woman broke her neck in a car accident in 1982 and, as she said to me on the phone, "had a choice of giving up or getting on with it." That she chose the latter is unquestioned.

In addition to founding and operating this new computer club of 30 members (more than many TI clubs in the New England area), she teaches 11 TI computer classes in the school each week with six students in each class across the whole elementary level, including special needs students.

When the 4As came down in price and many people gave up on them, Ms. Spooner saw a golden opportunity to use "these great computers with the students." She immediately began to put out an all-call for any consoles, TVs, tape recorders that could be gotten. The school now has three of its own consoles, but some of the 30 club members also share their personal computers with the school.

With Mrs. Spooner in the classrooms, the students under her charge learn BASIC programming and have written many of their own programs.

The Oakland Club, however, is strictly voluntary and meets every Monday night. Maurice Anderson, a teacher in Oakland, assists Mrs. Spooner, makes arrangements for field trips, and works with the more experienced youth. Mrs. Spooner works with the younger children. "It's interesting to see how many parents stay for these meetings and get caught up in the computer activities of their children," she says.

The club has begun to slowly create a library of their own written programs and modules of educational programs and games. These materials are demonstrated at the Monday meetings (with particular emphasis on student-written works) and may be checked out later and worked with or played at home.

"Right now the club is looking for more consoles. We'd love to find some that are no longer being used, as it would permit us, obviously, to do a lot more for more youngsters."

The club could also use any TI educational programs or materials of any kind for these children. Although their software consists mainly of tapes and modules, they do have one disk drive system, too, so all you readers who have extensive libraries or materials you have grown out of or haven't used in years might consider packing it up and mailing it to Eunice Spooner, Box 3720, Webb Road, Waterville, ME 04901. It would be a good investment in the future of a lot of kids.

These junior Tiers, themselves, are very interested in finding some other kids to correspond with. The group

would also love to see newsletters and basic-type programs from anyone.

Oh, one more thing regarding the remarkable Mrs. Spooner. She's a sysop on her own board. Credit system; upload first, Northeast BBS - 207 465 9065 - log on, TI programs, author uploads. Give her a call.

~~~~~  
~~~~~

HELPFUL HINTS

Many readers send in lots of questions which I try to answer in the Helpful Hints section of this column.

One question which comes up again and again is "Do you know of a good cribbage game?" I don't know of any, other than Corey Cheng's wonderfully intelligent but INCREDIBLY SLOW Cribbage Game. It needs a good assembler (or compiler) to make this game worth it for most players. There must be a LARGE market for such a game, if the requests I get for such info are any inkling. (Programmers, are you listening?)

~~~~~

The next batch of questions recur so often I am going to deal with them all at once. I hope the companies and groups and people I left out will not be offended, but these are my honest answers.

RECOMMENDATIONS: I'm often asked what are the best sources for materials and service and information for our TI-99/4A. For me, the following are the very best:

MICROpendium is the MAGAZINE for TI owners. Except for newsletters, no other periodical is ENTIRELY devoted to our computer. The (usually) 48-page monthly magazine costs \$20 per year. MICROpendium, PO Box 1343, Round Rock TX 78680

ASGARD Software is one of the oldest SOFTWARE COMPANIES around and one of the best developers of innovative TI programs in the world. It supports TI owners with tapes, disks, books, and a new magazine. Free catalog and information: ASGARD Software I, PO Box 10306, Rockville MD 20850

TIGERCUB Software is not just for programmers. Jim Peterson has some of the best single programs and collections of XB stuff for adults and kids. His TIPS and his NUTS 'n BOLTS for beginner or techie programmers is, simply, extraordinary. \$1 for catalog (returned with first order) to TIGERCUB Software, 156 Collingwood Ave., Columbus OH 43213

GENIAL TRAVELER puts out a DISKAZINE six times a year. These jam-packed disks have EVERYTHING (and Barry

Traver always throws in additional bonus disks). Each disk contains about four month's supply of goodies. For what you get, \$36 a year is a steal. Ask for the entire first volume, if you don't yet have it. Two-year subscription only \$65. GENIAL TRAVELER, 835 Green Valley Drive, Philadelphia PA 19128

BITS, BYTES & PIXELS is the unique newsletter put out by the Lima, Ohio, 99ers. This USER GROUP is, in my mind, the very best you could ever join by mail. And it is only \$15 a year including subscription. In addition, they have one of the biggest (and free) disk and tape libraries in America. This group is exceptional.

SISTER PAT TAYLOR, 1050 Carmel Drive #456, Dubuque, Iowa 52001 is a novice TTer who is rapidly becoming an expert. She also is a prolific letter-writer. So, if you'd just like to write to another 99er freak, she's the one. Her friendliness and enthusiasm (for our 4A) are contagious.

GOOD SAMARITAN CORNER. In summary, a brand-new user group has just just been formed in Maine. Except for its leader, Eunice B. Spooner, and her helpers, all the members are kids. They could use some kids' stuff, educational stuff, any stuff. Preferably on tape, but any configuration to DSSD would be great. If you have anything you could help start this library, mail to Eunice B. Spooner, RFD #1, Box 3720, Webb Road, Waterville, Maine, 04901.

~~~~~  
~~~~~

MY OWN SYSTEM contains a Myarc 512 Card (with RAM and spooler - and I LOVE it!), a Myarc Controller, a Hitachi color monitor, two full-height Tandem DSDD drives, two TI tape recorders, a Gemini 10X printer, XB, E/A, a 32K Supercart, a load interrupt switch, a speech synthesizer, and a very heavy duty ISO surge/spike outlet set. No Gramcracker [Miller left TI before I could order one.] No Navarone widget [My pinky couldn't take the anit-touch typist device, so I sold it.] This is what I use every day. I also have a system at work with a 32 sidecar, Minime for a wordpro, and tape recorders, so I can do all the wordprocessing I want at work and take it home to dump it through my FUNNELWEB. I also have a Geneve with a TI Controller and one Tandem DSDD full-height drive and the old TI monitor.

PLUS! is the only fairware stuff I have. Everything else I do is Public Domain and is in most user-group libraries and is not worth owning. But I thank all those people who have asked. And, yes, I am a teacher and a writer and, no, I do not own a pair of Mickey Mouse andirons.

~~~~~


BUYER'S GUIDE

The following information is provided as a service to our members. The items listed are for sale by the individuals indicated and are subject to prior sale. The group assumes no responsibility for items listed and makes no claims as to their condition or interface capability with the TI-99/4A computer. Only computer related items will be accepted for publication in this newsletter.

Oldies but Goodies Part 1 \$5 (cassette), Ghost Town Adventure (cassette, module not included) \$8; Modules: Car Wars \$4, Chisholm Trail \$4, Hunt the Wumpus \$4, The Attack \$4, Tombstone City \$5, Munch Man \$5, Football \$6, Multiplication \$7. MANUALS INCLUDED!!! Call Kyle Sikorsky 743-7378 (Weekdays 5pm-10pm or Weekends 8:30pm-10:30pm).

TI-99/4A Console \$35 o.b.o. Call Ejaz 623-8257.

TI-99/4A Console, TI Joysticks, Thermal printer, Cassette Recorder, 12" TV(BW), all for \$125 o.b.o. Call Paul Garrison 747-3884(Days) or 573-0572(Evenings).

TI-99/4A Console \$35. Call John Hedspeth 885-0859 or 745-7253 (work).

TI-99/4A Console & Home Budget Management \$35. Call Darlene Webb 885-0347.

Modules: Chisholm Trail \$3, Zero Zap \$6, Music Maker \$7, Terminal Emulator II \$7, Burgertime \$5, MicroSurgeon \$8, Personal Record Keeping \$4, Personal Report Generator \$4, Disk Manager I \$3, Alpiner \$5, Navarone's Disk Fixer \$5, The Attack \$3, TI Logo \$8, Car Wars \$3; Books: The Best of 99'er \$10, The Best of TI 99/4A Cartridges \$2, The Best Texas Instruments Software \$2. Call Ed Hallett 889-5525, all offers considered.

Teknika 13" Color Monitor Model MJ-22, RGB/Composite, TI compatible, not Geneve compatible, used 6 months, \$175, Box Car RS232/PIO Port Stand Alone \$40, TI Silent 700 Terminal Printer (uses thermal paper - 8+ rolls included) \$50, TI Extended Basic \$25, Multiplan \$15, Editor/Assembler \$15, Logo II \$15, TI Writer \$5, Spell Checker \$10, Home Budget Management \$3, Terminal Emulator II \$7, Personal Report Generator \$4, Personal Record Keeping \$4, Early Reading \$7, Personal Real Estate \$4, Microsurgeon \$4, Moonsweeper \$4, MASH \$4, Munchman \$3. Call Jack or BJ 747-5046.

Volkswodem 300 BAUD - Two switches: Talk/Data and Half/Full Duplex - Like new \$35. Call Leon Dorros 297-0965.

From SouthWest Ninety-Niners: Ribbons for Star Micronics NX-10 Printer \$4.50ea., "Best Newsletter" \$5ea., Overlays for TI-99/4A Computer, Cassette Cables \$3, Personal Record Keeping \$4, Tax Investment/Record Keeping \$3, Tombstone City \$3, Home Budget Management \$3, Addition \$5, Subtraction \$5, Multiplication \$5, Books: User's Guide to Texas Instruments Computer, Software & Peripherals \$2, Using & Programming the TI-99/4A \$6, Introduction to Assembly Language for the TI Home Computer by Molesworth \$4. Call Jack or BJ 747-5046.

FROM THE LIBRARY AN APOLOGY

I test each program before I put it on a disk, but I have failed to test after I have the Disk of the Month completed. I haven't figured out just what the problem is, but with the BOOT program I have been using some programs do not run with the proper colors.

Those programs are: June, DOM #600: US/STATES and USFLAG

August DOM#800: LUNCH/MAN and REALITY

To load those programs, take out the disk, go back to the TI color screen and load ExBasic. Then insert the disk and type <RUN "DSKn.FILENAME">The program should now run with proper colors, since you have bypassed the LOAD program on the disk.

Please report to me any other problems you encounter.

IRM